

vtech[®]
Baby

User's Manual

Lil' Critters Magical Discovery Mirror™



© 2016 VTech
All rights reserved
Printed in China
91-003307-000 

Dear Parent,

Ever notice the look on your baby's face when they learn something new through their own discovery? These self-accomplished moments are a parent's greatest reward. To help fulfill them, **VTech**® created the **Infant Learning**® series of toys.

These unique interactive learning toys directly respond to what children do naturally – play! Using innovative technology, these toys react to baby's interactions, making each play experience fun and unique as they learn age-appropriate concepts like first words, numbers, shapes, colors and music. More importantly, **VTech**®'s **Infant Learning**® toys develop baby's mental and physical abilities by inspiring, engaging and teaching.

At **VTech**®, we know that a child has the ability to do great things. That's why all of our electronic learning products are uniquely designed to develop a child's mind and allow them to learn to the best of their ability. We thank you for trusting **VTech**® with the important job of helping your child learn and grow!

Sincerely,

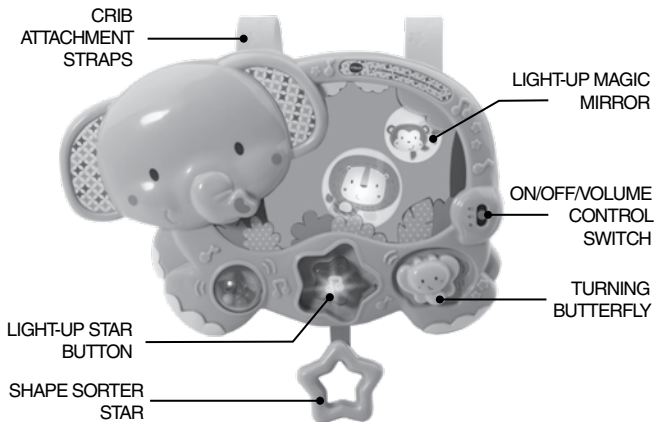
Your friends at **VTech**®

To learn more about **VTech**® toys, visit vtechkids.com

INTRODUCTION

Thank you for purchasing the **VTech® Lil' Critters Magical Discovery Mirror™** learning toy!

Look and learn with the **Lil' Critters Magical Discovery Mirror™**. Press the star and adorable animals will magically appear in the mirror. Hear music and nature sounds while building motor skills with the shape sorter, turning butterfly and roller ball.



INCLUDED IN THIS PACKAGE

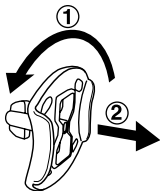
- One VTech® Lil' Critters Magical Discovery Mirror™
- Two crib attachment straps
- One user's manual

WARNING: All packing materials, such as tape, plastic sheets, packaging locks and tags are not part of this toy, and should be discarded for your child's safety.

ATTENTION: Pour la sécurité de votre enfant, débarrassez-vous de tous les produits d'emballage tels que rubans adhésifs, feuilles de plastique, attaches et étiquettes. Ils ne font pas partie du jouet.

NOTE: Please keep this user's manual as it contains important information.

Unlock the packaging locks:

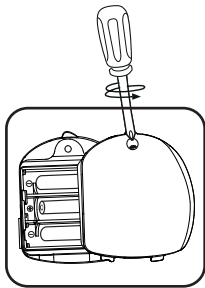


- ① Rotate the packaging locks 90 degrees counter-clockwise.
- ② Pull out the packaging locks.

GETTING STARTED

BATTERY INSTALLATION

1. Make sure the unit is turned **OFF**.
2. Locate the battery cover on the back of the unit. Use a screwdriver to loosen the screw.
3. Install 3 new 'AA' (AM-3/LR6) batteries following the diagram inside the battery box. (The use of new, alkaline batteries is recommended for maximum performance.)
4. Replace the battery cover and tighten the screw to secure.



BATTERY NOTICE


- Use new alkaline batteries for maximum performance.
- Use only batteries of the same or equivalent type as recommended.
- Do not mix different types of batteries: alkaline, standard (carbon-zinc) or rechargeable (Ni-Cd, Ni-MH), or new and used batteries.
- Do not use damaged batteries.
- Insert batteries with the correct polarity.
- Do not short-circuit the battery terminals.
- Remove exhausted batteries from the toy.
- Remove batteries during long periods of non-use.
- Do not dispose of batteries in fire.
- Do not charge non-rechargeable batteries.
- Remove rechargeable batteries from the toy before charging (if removable).
- Rechargeable batteries are only to be charged under adult supervision.

ASSEMBLY INSTRUCTIONS

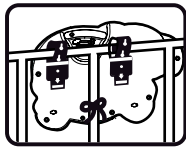
With the **VTech® Lil' Critters Magical Discovery Mirror™**, safety comes first. To ensure your child's safety, the assembly of this product is an adult activity, not a child's activity. Please follow the assembly instructions below carefully and make sure the final assembly is correct. Attach only to cribs with sturdy rails and spindles. Do not attach to playpens with mesh walls.

Please make sure the crib attachment straps are out of reach from children when placed in the crib. Please remove the crib attachment straps from the unit if it is going to be used outside the crib.

1. Place the unit in the crib bringing the straps over the top rail. Slide the top of the straps under the slots on the back of the unit and secure. You can adjust the hanging height by choosing the appropriate hole on the top of the straps.



2. Tie the cord securely around the nearest spindle. Pull slightly on the unit to make sure the straps have been securely fastened. The unit should be snug against the crib rail. Please check the unit frequently to ensure it is still secure.



PRODUCT FEATURES

1. ON/OFF/VOLUME CONTROL SWITCH

To turn the unit **ON**, slide the **ON/OFF/VOLUME CONTROL SWITCH** to the **LOW VOLUME** (🔊) or the **HIGH VOLUME** (🔊) position. To turn the unit **OFF**, slide the **ON/OFF/VOLUME CONTROL SWITCH** to the **OFF** (●) position.



2. AUTOMATIC SHUT-OFF

To preserve battery life, the **VTech® Lil' Critters Magical Discovery Mirror™** will automatically power-down after approximately 60 seconds without input. The unit can be turned on again by pressing any button.

NOTE: If the unit powers down quickly while playing, we suggest changing the batteries.

ACTIVITIES

1. Slide the **on/off/volume control switch** to turn the unit on. You will hear a song, a playful phrase and a short tune. The lights will flash with the sound.



2. Press the **light-up star button** or insert and press the star shape sorter into the slot to hear playful songs, phrases, sounds and play peek-a-boo with the animals in the mirror. The lights will flash with the sound. Press the star button several times quickly to hear fun sounds or a song.



3. Pull the **star shape sorter** to hear playful songs, melodies, phrases and sounds. The lights will flash with the sound. Pull the star several times quickly to hear a short tune.



4. Twist the **butterfly** to hear a phrase, short tunes and fun sounds. The lights will flash with the sound. Twist the butterfly when a melody is playing to hear fun sounds play over the melody.



MELODY LIST:

1. Are You Sleeping?
2. A-Tisket, A-Tasket
3. Simple Simon
4. Sing a Song of Sixpence
5. Animal Fair
6. Good Night Ladies
7. On Top of Old Smokey
8. My Bonnie Lies Over the Ocean
9. Here We Go Round the Mulberry Bush
10. Twinkle, Twinkle, Little Star

SUNG SONG LYRICS

SONG 1

Look in the mirror, what do you see?
What do you see? What do you see?
Look in the mirror, what do you see?
I see my best friends!

SONG 2

My legs are strong,
My trunk is long.
The jungle is where I belong.

SONG 3

Twinkle, twinkle, little star,
How I wonder what you are.
The monkey's swinging in the tree,
The lion is our best buddy.
Twinkle, twinkle, little star,
How I wonder what you are.

CARE & MAINTENANCE

1. Keep the unit clean by wiping it with a slightly damp cloth.
2. Keep the unit out of direct sunlight and away from any direct heat source.
3. Remove the batteries when the unit is not in use for an extended period of time.
4. Do not drop the unit on hard surfaces and do not expose the unit to moisture or water.

TROUBLESHOOTING

If for some reason the program/activity stops working or malfunctions, please follow these steps:

1. Please turn the unit **OFF**.
2. Interrupt the power supply by removing the batteries.
3. Let the unit stand for a few minutes, then replace the batteries.
4. Turn the unit **ON**. The unit should now be ready to play again.
5. If the product still does not work, replace with a new set of batteries.

If the problem persists, please call our Consumer Services Department at 1-800-521-2010 in the U.S. or 1-877-352-8697 in Canada, or by going to our web site at www.vtechkids.com and filling out our Contact Us form located under the Customer Support link. A service representative will be happy to help you.

IMPORTANT NOTE:

Creating and developing **VTech**[®] products is accompanied by a responsibility that we at **VTech**[®] take very seriously. We make every effort to ensure the accuracy of the information, which forms the value of our products. However, errors sometimes can occur. It is important for you to know that we stand behind our products and encourage you to call our Consumer Services Department at 1-800-521-2010 in the U.S. or 1-877-352-8697 in Canada, or by going to our web site at www.vtechkids.com and filling out our Contact Us form located under the Customer Support link with any problems and/or suggestions that you might have. A service representative will be happy to help you.

Note:

This equipment has been tested and found to comply with the limits for a Class B digital device, pursuant to Part 15 of the FCC Rules. These limits are designed to provide reasonable protection against harmful interference in a residential installation. This equipment generates, uses and can radiate radio frequency energy and, if not installed and used in accordance with the instructions, may cause harmful interference to radio communications. However, there is no guarantee that interference will not occur in a particular installation. If this equipment does cause harmful interference to radio or television reception, which can be determined by turning the equipment off and on, the user is encouraged to try to correct the interference by one or more of the following measures:

- Reorient or relocate the receiving antenna
- Increase the separation between the equipment and receiver
- Connect the equipment into an outlet on a circuit different from that to which the receiver is connected
- Consult the dealer or an experienced radio/TV technician for help

THIS DEVICE COMPLIES WITH PART 15 OF THE FCC RULES. OPERATION IS SUBJECT TO THE FOLLOWING TWO CONDITIONS: (1) THIS DEVICE MAY NOT CAUSE HARMFUL INTERFERENCE, AND (2) THIS DEVICE MUST ACCEPT ANY INTERFERENCE RECEIVED, INCLUDING INTERFERENCE THAT MAY CAUSE UNDESIRE OPERATION.

CAN ICES-3 (B)/NMB-3(B)

Caution: Changes or modifications not expressly approved by the party responsible for compliance could void the user's authority to operate the equipment.

Adult assembly required.
**Ce jouet doit être assemblé
par un adulte.**



PRODUCT WARRANTY

This Warranty is applicable only to the original purchaser, is non-transferable and applies only to "VTech" products or parts. This product is covered by a 3-month Warranty from the original purchase date, under normal use and service, against defective workmanship and materials. This Warranty does not apply to (a) consumable parts, such as batteries; (b) cosmetic damage, including but not limited to scratches and dents; (c) damage caused by use with non-VTech products; (d) damage caused by accident, misuse, unreasonable use, immersion in water, neglect, abuse, battery leakage, or improper installation, improper service, or other external causes; (e) damage caused by operating the product outside the permitted or intended uses described by VTech in the owner's manual; (f) a product or part that has been modified (g) defects caused by normal wear and tear or otherwise due to the normal aging of the product; or (h) if any VTech serial number has been removed or defaced.

Prior to returning a product for any reason, please notify the VTech Consumer Services Department by going to our web site at www.vtechkids.com, filling out our Contact Us form located under the Customer Support link or calling 1-800-521-2010.

If the service representative is unable to resolve the issue, you will be provided instructions on how to return the product and have it replaced under Warranty. Return of the product under Warranty must adhere to the following rules: If VTech believes that there may be a defect in the materials or workmanship of the product and can confirm the purchase date and location of the product, we will at our discretion replace the product with a new unit or product of comparable value. A replacement product or parts assumes the remaining Warranty of the original product or 30 days from the date of replacement, whichever provides longer coverage.

THIS WARRANTY AND THE REMEDIES SET FORTH ABOVE ARE EXCLUSIVE AND IN LIEU OF ALL OTHER WARRANTIES, REMEDIES AND CONDITIONS, WHETHER ORAL, WRITTEN, STATUTORY, EXPRESS OR IMPLIED. IF VTECH CANNOT LAWFULLY DISCLAIM STATUTORY OR IMPLIED WARRANTIES THEN TO THE EXTENT PERMITTED BY LAW, ALL SUCH WARRANTIES SHALL BE LIMITED TO THE DURATION OF THE EXPRESS WARRANTY AND TO THE REPLACEMENT SERVICE AS DETERMINED BY VTECH IN ITS SOLE DISCRETION.

To the extent permitted by law, VTech will not be responsible for direct, special, incidental or consequential damages resulting from any breach of Warranty.

This Warranty is not intended to persons or entities outside the United States of America. Any disputes resulting from this Warranty shall be subject to the final and conclusive determination of VTech.